

EN

**Castel**  
engineering  
**SpeediDuct**®

# SpeediDuct™ Trunking

D-70  
IVORY  
B6027  
D-70  
WHITE  
B6793  
D-105  
IVORY  
B6026  
D-105  
WHITE  
B6794



## STRAIGHT DUCT

Code	Size (mm) A	Size (mm) B	Overall length (mm)	Qty boxed
D-70	70	65	2000	6
D-105	105	75	2000	6

WC-70  
IVORY  
B6050  
WC-70  
WHITE  
B6789  
WC-105  
IVORY  
B6049  
WC-105  
WHITE  
B6790



## WALLS COVER FOR INLET OR OUTLET

Code	A	Size (mm) B	C	Qty boxed
WC-70	110	180	70.4	20
WC-105	145	190	105.4	20

DE-70  
IVORY  
B6031  
DE-105  
IVORY  
B6030



## DUCT END

Code	A	Size (mm) B	C	Qty boxed
DE-70	120	45	70.4	20
DE-105	120	50	105.4	20

EB-70  
IVORY  
B6035  
EB-70  
WHITE  
B6777  
EB-105  
IVORY  
B6034  
EB-105  
WHITE  
B6778



## 90° ELBOW BEND

Code	A	Size (mm) B	C	Qty boxed
EB-70	95	95	70.4	20
EB-105	110	110	105.4	20

EIN-70  
IVORY  
B6037  
EIN-70  
WHITE  
B6779  
EIN-105  
IVORY  
B6036  
EIN-105  
WHITE  
B6780



## ELBOW – EXTERNAL 90°

Code	A	Size (mm) B	C	Qty boxed
EIN-70	95	95	70.4	20
EIN-105	110	110	105.4	20

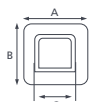
FB-70  
IVORY  
B6039  
FB-70  
WHITE  
B6781  
FB-105  
IVORY  
B6038  
FB-105  
WHITE  
B6782



## 90° FLAT BEND

Code	A	Size (mm) B	C	Qty boxed
FB-70	115	115	70.4	20
FB-105	150	150	105.4	20

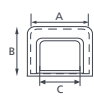
WR-70  
IVORY  
B6053  
WR-70  
WHITE  
B6791  
WR-105  
IVORY  
B6052  
WR-105  
WHITE  
B6792



## WALL ROSETTE

Code	A	Size (mm) B	C	Qty boxed
WR-70	115.4	110.4	70.4	20
WR-105	150.4	120.4	105.4	20

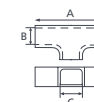
RJ-70-105  
IVORY  
B6046  
RJ-70-105  
WHITE  
B6787



## REDUCER JOINT

Code	A	Size (mm) B	C	Qty boxed
RJ-70-105	105.4	80.4	70.4	20

TJ-105  
IVORY  
B6048  
TJ-105  
WHITE  
B6788



## T-JOINT

Code	A	Size (mm) B	C	Qty boxed
TJ-105	200	105.4	105.4	20

FR-70  
IVORY  
B6045  
FR-70  
WHITE  
B6785  
FR-105  
IVORY  
B6044  
FR-105  
WHITE  
B6786



## FLAT ROSETTE

Code	A	Size (mm) B	C	Qty boxed
FR-70	115.4	110.4	70.4	20
FR-105	150.4	120.4	105.4	20


FJ-70  
IVORY  
B6043  
FJ-105  
IVORY  
B6042



## FLEXIBLE JOINT

Code	A	Size (mm) B	C	Qty boxed
FJ-70	500	65	65	20
FJ-105	500	100	100	20

DC-70  
IVORY  
B6029  
DC-70  
WHITE  
B6773  
DC-105  
IVORY  
B6028  
DC-105  
WHITE  
B6774



## DUCT CAP

Code	A	Size (mm) B	C	Qty boxed
DC-70	70	65	2	20
DC-105	105	75	2	20

CP-70  
IVORY  
B6025  
CP-70  
WHITE  
B6771  
CP-105  
IVORY  
B6022  
CP-105  
WHITE  
B6772



## CONNECTION PIECE

Code	A	Size (mm) B	C	Qty boxed
CP-70	75.4	70.4	70.4	20
CP-105	110.4	80.4	105.4	20

ING-341  
IVORY  
B6051



## WALL SLEEVE

Code	A	B	Size (mm) C	D	Qty boxed
ING-341	350	100	250	63	20

FB-70-45  
IVORY  
B6041  
FB-105-45  
IVORY  
B6040



## 45° FLAT BEND

Code	Size (mm) A	Size (mm) B	C	Qty boxed
FB-70-45	92.58	145.5	70.4	20
FB-105-45	92.58	170.3	105.4	20

## FAST CLIPS

Code	Code
B6019	B6100



## CCY. CONNECTORS

Code	Code
B6021	



## ADP-96 DRAIN PIPE 50m

Code	Code
B6020	



CET. CLIPS Also available, Code: CET CLIP B6047.